

ULTRATM
GAMES

Nintendo® and Nintendo Entertainment System® are registered trademarks of Nintendo of America Inc.

ULTRAGAMES™ is a trademark of ULTRA Software Corporation.

©1989 Ultra Software Corporation

Defender Of The Crown™ is a trademark of Cinemaware Corp.

Teenage Mutant Ninja Turtles® is a registered trademark of Mirage Studios, USA. All rights reserved. Used with permission. April O'Neil™, Shredder™, Splinter™, Technodrome™, Leonardo™, Raphael™, Michaelangelo™, Donatello™, Foot Soldier™, Mouser™, Bebop™ and Rocksteady™ are trademarks of Mirage Studios, U.S.A. Based on characters and comic books created by Kevin Eastman and Peter Laird.

©1989 Mirage Studios, USA.

Printed in Japan

NES-U2-USA

ULTRATM
GAMES

HOW TO PLAY

TEENAGE MUTANT NINJA
TURTLES[®]

ULTRA SOFTWARE CORPORATION LIMITED WARRANTY

Ultra Software Corporation warrants to the original purchaser of this Ultra software product that the medium on which this computer program is recorded is free from defects in materials and workmanship for a period of ninety (90) days from the date of purchase. This Ultra software program is sold "as is" without express or implied warranty of any kind, and Ultra is not liable for any losses or damages of any kind resulting from use of this program. Ultra agrees for a period of ninety (90) days to either repair or replace, at its option, free of charge, any Ultra software product, postage paid, with proof of date of purchase, at its Factory Service Center.



This warranty is not applicable to normal wear and tear. This warranty shall not be applicable and shall be void if the defect in the Ultra software product has arisen through abuse, unreasonable use, mistreatment or neglect. THIS WARRANTY IS IN LIEU OF ALL OTHER WARRANTIES AND NO OTHER REPRESENTATIONS OR CLAIMS OF ANY NATURE SHALL BE BINDING ON OR OBLIGATE ULTRA. ANY IMPLIED WARRANTIES APPLICABLE TO THIS SOFTWARE PRODUCT, INCLUDING WARRANTIES OF MERCHANTABILITY AND FITNESS FOR A PARTICULAR PURPOSE, ARE LIMITED TO THE NINETY (90) DAY PERIOD DESCRIBED ABOVE. IN NO EVENT WILL ULTRA BE LIABLE FOR ANY SPECIAL, INCIDENTAL, OR CONSEQUENTIAL DAMAGES RESULTING FROM POSSESSION, USE OR MALFUNCTION OF THIS ULTRA SOFTWARE PRODUCT.

Some states do not allow limitations as to how long an implied warranty lasts and/or exclusions or limitations or incidental or consequential damages so the above limitations and/or exclusions of liability may not apply to you. This warranty gives you specific rights, and you may also have other rights which vary from state to state.

This game is licensed by Nintendo for play on the




ULTRA Software Corporation, 240 Gerry Street, Wood Dale, IL 60191, 312 350 1268

WELCOME TO THE WORLD OF ULTRA!

You're now the proud owner of ULTRA's authentic version of Teenage Mutant Ninja Turtles® for the Nintendo Entertainment System.® We suggest that you read the following instructions thoroughly before battling through the sewers of New York.

TABLE OF CONTENTS

INTRODUCTION.....	4
HOW TO PLAY.....	4-5
WHERE THE BOYS ARE.....	6
THE CONTROLLER.....	7
INFORMATION SCREEN.....	8
GAME SCREENS.....	9
THE BIG APPLE.....	10
WEAPONS.....	11
ENEMIES.....	12
BOSSSES.....	13
TAKING CARE OF YOUR GAME.....	14



PREPARE TO SHELL OUT SOME PUNISHMENT

Steam rises from Wall Street sewers like hot breath from a pack of wild dogs. Just below the pavement's puddle strewn surface, the Teenage Mutant Ninja Turtles® have gathered around the leftovers of a family-reunion-sized sausage pizza with extra sauce. Usually these party dudes would inhale the mozzarella platter as if it were the last "za" on Earth, but not tonight.

You see, only hours ago, their trusted friend, April™, was kidnapped from her mobile news van by the vile, ruthless, terrorist bully SHREDDER™! He's a Slice-O-Matic crum, a villain more vicious than an army of mind altered Bruce Lees.

With their lovely cohort held hostage, the fearless foursome must concoct a way to rescue April before Shredder brain washes her into joining his Ninjitsu Foot Clan. They'll combine this treacherous task with the mission they've been on since their mutated beginnings—to thrash Shredder and capture his Life Transformer Gun, the lone piece of technology that can turn their rat friend, Splinter™, back into the man he used to be.

So take control of these heroes in a half shell, and either claim total victory over New York's premier Kick Man . . . or lead them onto the menu at McTurtles (Home of the Quarter Flounder with Cheese).

HOW TO PLAY

Your initial goal is to rescue the fair maiden, April, a hip version of a medieval damsel in distress (see Defender of the Crown™ for the original version of a bummed-out babe). But your ultimate objective is to battle through the streets and sewers of New York until you score a victory at the TECHNODROME™, home of the evil Shredder and his Life Transformer Gun.

To reach this territory of terror, you must overcome 5 levels of adventure without getting all four turtles captured by Shredder's Foot Clan Warriors. Each level has several stages. Along the way, your every instinct will be challenged both above ground and below, and imprisonment happens swiftly if your Life Line runs down or you're run down by a Roller Car.

Once a turtle is captured, he is out of action until you find and rescue him. (Prisoners could be anywhere. To release them, simply touch their hand.)

At the end of each level (except Level 2) you'll unfortunately find a Karate Boss who is anxiously waiting to turn you into turtle soup.

Be advised to keep an eye out for weapons, ropes and life sustaining pizza pies as you go.

To begin, press the Start Button for a display of the Information Screen. This screen should be utilized throughout your quest, to read maps and to gain useful hints from Splinter and April (once you've rescued her!) From the Info Screen you'll also choose the turtle you wish to guide. Press the Control Pad up or down to highlight each turtle, then press the Start Button to lock on your decision. During play you can return to the Info Screen by pressing the Start Button.

The adventure ends when all four turtles are captured, or if you run out of time in the Underwater Scene. Remember, like any boy or girl, turtles need their fair share of oxygen.

HOW TO CONTINUE

After your last turtle has been captured or drowned, CONTINUE or END will appear. Choose one of these using your Select Button, then press the Start Button. If you prefer to continue, you'll return to the level where the game ended, but without the weapons, ropes and pizzas previously collected.

THE TURTLES (NOT TO BE CONFUSED WITH THE BEATLES!)

The fab four of karatedom await your beck and call. These jammin' dudes, stars of stage, screen and comic books, are pumped full of pizza power. Each has a different skill and a unique personality. You must decide when is the best time to control each turtle.

Return to the Info Screen to switch turtles from situation to situation. Remember: these Samurai sidekicks are only as gifted in the ancient art of warfare as you.



LEONARDO™

Leonardo's primary weapon is the hair splitting Katana Blade. He's most effective when attacking sewer enemies, especially ones that lurk overhead.



RAPHAEL™

The needle tipped Sai is Raphael's preferred attack tool. The speed and grace of his strikes are what he prides himself on.



MICHAELANGELO™

Compared to his comrades, Michaelangelo's power is only average. Enemies around his feet usually fall prey to his Nunchukus onslaught, though, and his courage will amaze you.



DONATELLO™

The dreaded Bo (not to be confused with everyone's favorite "10") is Donatello's form of amusement. Don't be fooled by the fact that it looks like a simple stick, because this baby can take out enemies from both above and below.

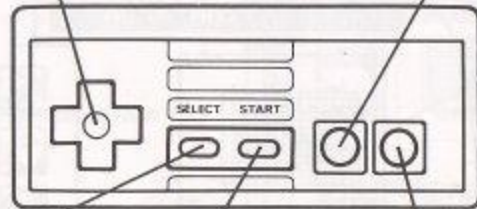
PIZZA HOW TO KEEP THINGS FROM GETTING OUTTA CONTROL

The Control Pad

Press to move forward, backward, up and down.

The B Button

Press to attack. NOTE: To jump and attack in one move, press the A Button and B Button simultaneously.



The Select Button

Press to switch from a weapon the turtle is specialized in to a weapon you've found or a rope.

The Start Button

The A Button

Press to jump. Also press continuously to swim.

CONTROLS FOR THE PARTY WAGON

When cruising the streets in the infamous Teenage Mutant Ninja Turtles Party Wagon™, press the A Button to fire the Vulcan Cannon and the B Button to launch Anti-Foot Clan Missiles.

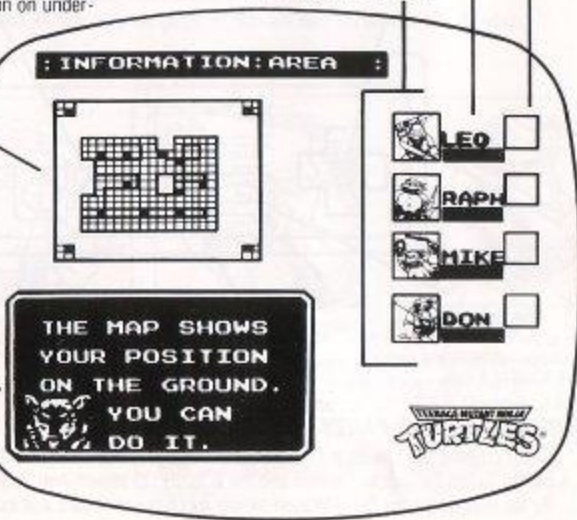
By the way, enter the Party Wagon simply by climbing aboard and exit by pressing the Select Button,

THE ALL IMPORTANT INFORMATION SCREEN

Area Map

Displays diagram of the level you're exploring. Your location is highlighted by a flashing white dot. Red Grid Squares indicate areas where the turtles can get through. White Grid Squares clue you in on underground passages and buildings.

Messages from your loyal friends



Weapons each turtle is currently using

Turtle Data

Colored graph indicates the turtle presently on the prow.


The Turtles: Leonardo, Raphael, Michaelangelo and Donatello

DEATH DEFYING SCREENS

The Sunny Side of the Sewer


Score
High Score

Karate Boss's Life Line
(Shown only at the end of each stage)



Power-Up Weapons
Number of Ropes
(Shown only in levels 3 and 4)
Turtle's Life Line

The Streets of New York




The Criminally Polluted Hudson River

Score
High Score



Turtle's Life Line
Power-Up Weapons
Time Limit

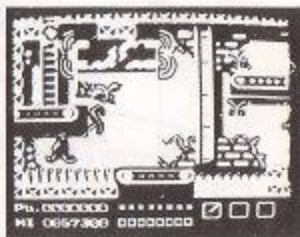
NEW YORK, NEW YORK (A TURTLEIN' TOWN)



Fifth Avenue/Greenwich Village



Hudson River near the
Holland Tunnel



Wall Street



JFK International Airport



Shredder's Base Inside
the South Bronx



The Technodrome™

PIZZA AND OTHER LIFE SUSTAINING GOODIES



The Party Wagon



Whole Pizza
Totally revitalizes
your Turtle.



Half Pizza
Returns a portion of
your prowess.



Slice O' Pizza
Restores a slice
of life.



Anti-Foot Clan Missile
Perfect for demolishing
enemy barricades in
Level 3.



The Rope
Use in Levels 3 and 4
to leap from building
to building.



Kiai
When thrown, it travels
in a straight line,
decimating enemies
in its path.



Single Shuriken
Hurl these gruesome
weapons one by one.



Triple Shuriken
Toss in trios.



Boomerang
If you catch the boom-
erang on its return
flight, you can use it
again and again.



Nunchukus
Michaelangelo's
weapon.



Bo
Donatello's weapon.



Katana Blade
Leonardo's weapon.



Sai
Raphael's weapon.



Mr. Invincibility
Locate one of these,
and you'll find yourself
indestructible for a
limited period of time.

ENEMIES GALORE



Foot Clan Foot Soldier™
Following in the thousand year tradition of karate combat, he's a killing machine blindly guided by Shredder's commands.

Fire Freak
An ex-pyromaniac from Brooklyn, this hot dog takes careful aim before launching fireballs that turn into clones of himself.



Mouser™
With jaws capable of crushing iron sewer grates, the Mouser is Splinter's prime enemy and the turtles' smallest threat.



Stick 'Em Up (AKA: The Roof Leaper)
Ignorant to the force of gravity, this pesty sewer thug (the product of a horrible chemical spill) pounces about on ceiling pipes, waiting to rain terror from above.



Searchlight Mechanism
If this hovering scoundrel spots you, watch out!




The Roller Car
In search of turtle fodder, Foot Clan platoons tour New York's famous avenues in these Roller Cars (once used by David Letterman during his now famous "smashing" episodes).

KARATE BOSSES



Bebop™ & Rocksteady™
Part beasts and part criminal misfits, these guys are Shredder's most trusted side-kicks and the enforcers at the end of Level 1. (Value 4,000 and 5,000 points respectively)




Mecatutle
Appearing like your average turtle, this Level 3 commander will show his true colors if you do him any harm. (Value 6,000 points. Value 7,000 points if destroyed after his transformation.)



Technodrome Guardian
Level 5's mobile stronghold, this roving ruffian will zap you senseless unless you aim for his eyeclops radar. (Value 9,000 points)



Big Mouser™
Ruler of Level 4, he turned to a life of sleaze after being booted from the Mousketeer Club. (Value 8,000 points)



Shredder™
At last, your arch enemy at arms length. Of course, he's the meanest of the mean, the dirtiest dirt in town. If you fail to destroy him and capture his Life Transformer Gun, he'll turn you into an ordinary turtle - and considering all the cars in New York, that would make you a leading candidate for a future road kill. AAAAAAARGH! (Value 10,000 points)

Treat Your ULTRAGAMES Cassette Carefully

- This ULTRAGAMES cassette is a precision-crafted device with complex electronic circuitry. Avoid subjecting it to undue shock or extremes of temperature. Never attempt to open or dismantle the cassette.
- Do not touch the terminal leads or allow them to come into contact with water or the game circuitry will be damaged.
- Always make sure your computer is SWITCHED OFF when inserting the cassette or removing it from the computer.
- Never insert your fingers or any metal objects into the terminal portion of the expansion connector. This can result in malfunction or damage.

COMPLIANCE WITH FCC REGULATIONS

This equipment generates and uses radio frequency energy and if not installed and used properly, that is, in strict accordance with the manufacturer's instructions, may cause interference to radio and television reception. It has been type tested and found to comply with the limits for a Class B computing device in accordance with the specifications in Subpart J of Part 15 of FCC Rules, which are designed to provide reasonable protection against such interference in a residential installation. However, there is no guarantee that interference will not occur in a particular installation. If this equipment does cause interference to radio or television reception, which can be determined by turning the equipment off and on, the user is encouraged to try to correct the interference by one or more of the following measures:

- Reorient the receiving antenna
- Relocate the NES with respect to the receiver
- Move the NES away from the receiver
- Plug the NES into a different outlet so that computer and receiver are on different circuits.

If necessary, the user should consult the dealer or an experienced radio/television technician for additional suggestions. The user may find the following booklet prepared by the Federal Communications Commission helpful: How to Identify and Resolve Radio-TV Interference Problems. This booklet is available from the U.S. Government Printing Office, Washington, DC 20402. Stock No. 004-000-00345-4.

SCORES
